
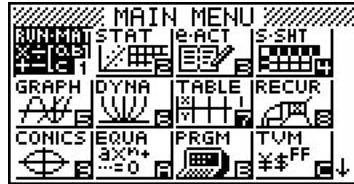


CASIO eLearning Activities



Inputting and Working with Fractions

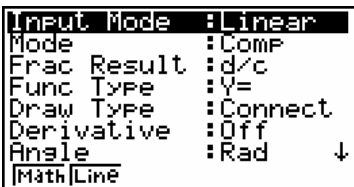
Inputting and simplifying a fraction using Linear Mode or Math Mode:



1. Go to **RUN** > **EXE** .



2. Push **SHIFT** > **MENU**



3. Choose **F1** (Math Mode) > **EXE** or

F2 (Linear Mode) called (Line Mode)

(In math mode the **SHIFT** **INS** **DEL** keys used in linear mode perform different functions).



Examples

1. $\frac{6}{4 \times 5} = 0.3 \left(\frac{3}{10} \right)$

2. $\frac{1}{\frac{1}{3} - \frac{1}{4}} = 12$

Operation

< Line Mode >

6 **÷** (**4** **×** 5) **EXE**



< Math Mode >

1 **1/□** 3 **1/□** - **1/□** 4 **EXE**



Inputting and editing calculations:

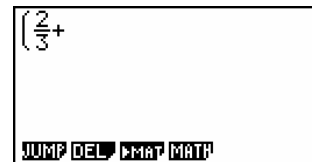
<Math Mode>

3. $\left(\frac{2}{3} + 2\frac{5}{8}\right)^2$

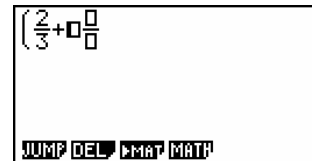
AC/ON **(** **a^b/_c**



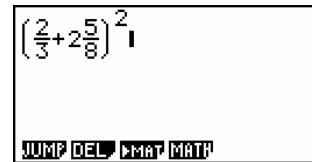
2 **▼** **3** **▶**



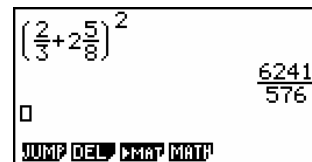
SHIFT **a^b/_c**



2 **▶** **5** **▼** **8** **▶** **)** **x²**



EXE



EXIT

Note: After or during a calculation, the **▲** **▼** key will move from line to line and highlight text. The **F1** **F2** keys will **DELL** or **DEL-A** as indicated.