

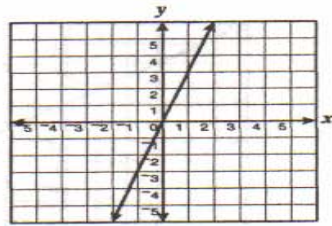
Independent Practice

Equations and Inequalities A.6

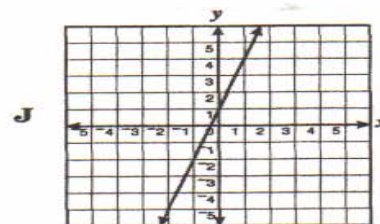
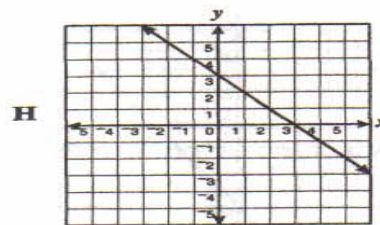
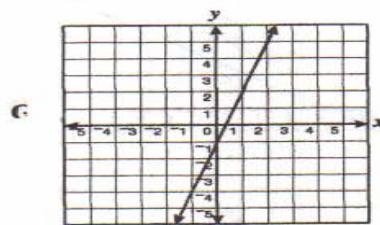
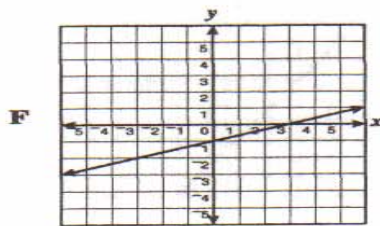
Read and solve.

1.

The graph below represents the equation $y = 3x$.



Which graph best represents $y = 3x - 1$?



2.

Which line has y -intercept -3 and x -intercept 2 ?

