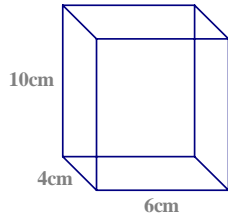
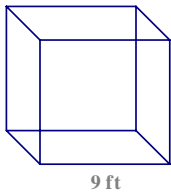


**Find the lateral area, surface area and volume for each figure.**

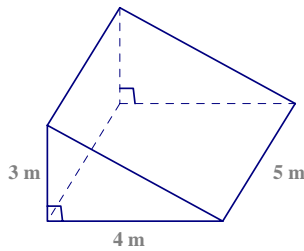
1. A rectangular solid has length 6 cm, width 4cm, and height 10 cm.



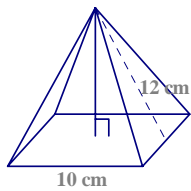
2. A cube has edges 9 feet long.



3. A prism has bases that are right triangles.



4. A regular pyramid with a base length of 10 cm and slant height 12cm.



5. A pyramid with base length 12 cm, width 8 cm, and height 8 cm.

