
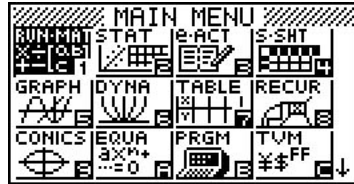


CASIO eLearning Activities



Inputting and Working with Fractions

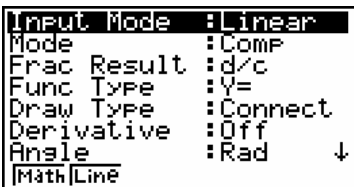
Inputting and simplifying a fraction using Linear Mode or Math Mode:



1. Go to **RUN** > **EXE** .



2. Push **SHIFT** > **MENU**



3. Choose **F1** (Math Mode) > **EXE** or

F2 (Linear Mode) called (Line Mode)

(In math mode the **SHIFT** **INS** **DEL** keys used in linear mode perform different functions).



Examples

1. $\frac{6}{4 \times 5} = 0.3 \left(\frac{3}{10} \right)$

2. $\frac{1}{\frac{1}{3} - \frac{1}{4}} = 12$

Operation

< Line Mode >

6 \div (4 \times 5) **EXE**



< Math Mode >

1 \downarrow $\frac{a}{b}$ 1 \downarrow 3 \rightarrow - $\frac{a}{b}$ 1 \downarrow 4 **EXE**

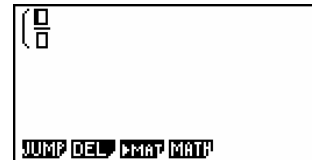


Inputting and editing calculations:

<Math Mode>

3. $\left(\frac{2}{3} + 2\frac{5}{8}\right)^2$

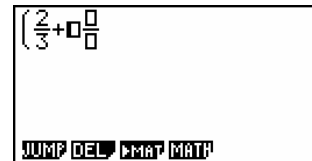
AC/ON **(** **$\frac{a}{b}$**



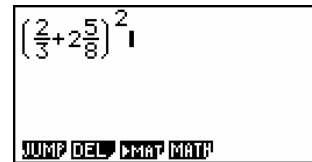
2 **▼** **3** **▶**



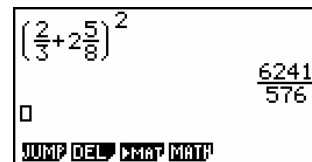
SHIFT **$\frac{a}{b}$**



2 **▶** **5** **▼** **8** **▶** **)** **x^2**



EXE



EXIT

Note: After or during a calculation, the **▲** **▼** key will move from line to line and highlight text. The **F1** **F2** keys will **DELL** or **DEL-A** as indicated.