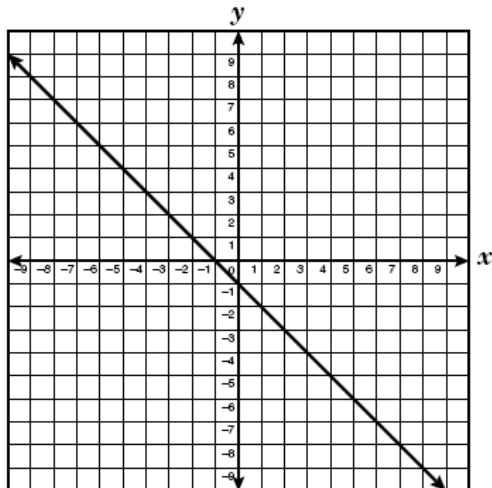


A.8

1.



The line on the grid is best described by the equation —

- A $y = x + 1$
- B $y = x - 1$
- C $y = -x + 1$
- D $y = -x - 1$

2.

Which is an equation for the line that contains the points $(-2, 3)$ and $(2, -1)$?

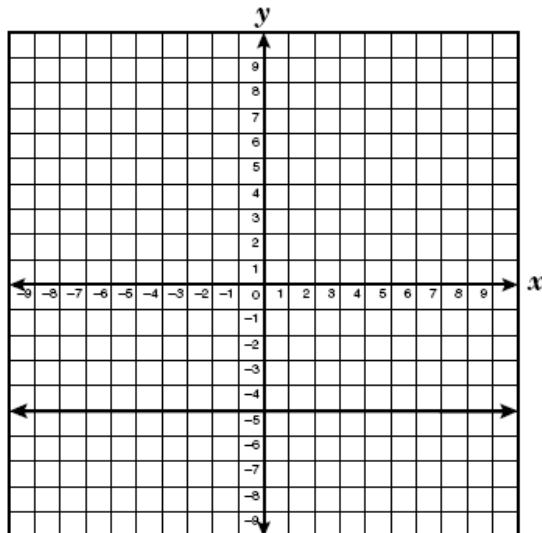
- A $y = x + 5$
- B $y = x - 3$
- C $y = -x + 1$
- D $y = -2x - 1$

3.

A line has a slope of -2 and contains the point $(1, -1)$. Which is an equation of this line?

- A $y = -2x - 1$
- B $y = -x + 2$
- C $y = -2x + 1$
- D $y = 2x - 3$

4.



Which equation best describes this graph?

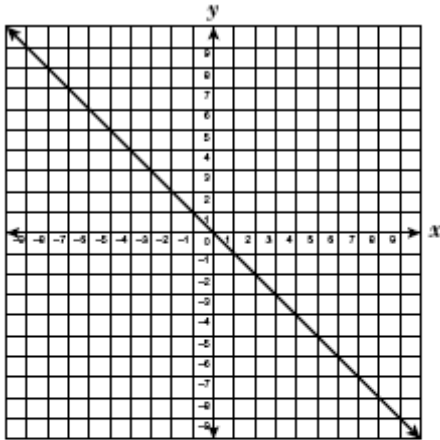
- F $x = 5y$
- G $x = -5$
- H $y = -5x$
- J $y = -5$

5.

Which is an equation for the line that contains the points $(-3, 5)$ and $(1, -3)$?

- A $y = -x + 2$
- B $y = -2x - 1$
- C $y = -\frac{1}{2}x - \frac{3}{2}$
- D $y = \frac{3}{2}x - \frac{9}{2}$

6.

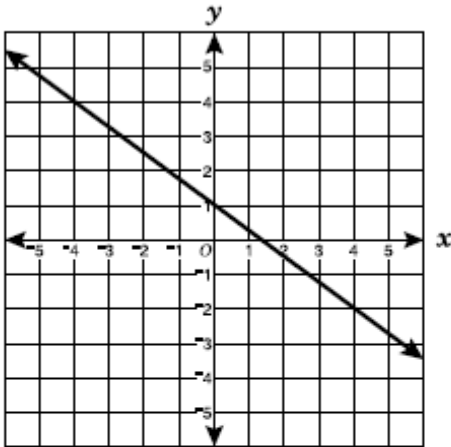


An equation for the line shown could be —

- A $y = x$
- B $y = -x$
- C $y = x - 1$
- D $y = x + 1$

7.

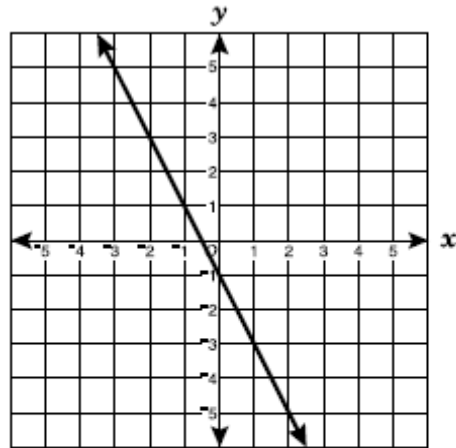
The graph of $y = -\frac{3}{4}x + 1$ is shown.



If the line in the graph is shifted up 2 units, which is the equation of the new line?

- A $y = \frac{3}{4}x + 3$
- B $y = \frac{3}{4}x + 2$
- C $y = -\frac{3}{4}x + 2$
- D $y = -\frac{3}{4}x + 3$

8.



Which best represents the equation of the line shown?

- F $y = 2x + 1$
- G $y = 2x - 1$
- H $y = -2x + 1$
- J $y = -2x - 1$

9.

Which is an equation of the line with slope $\frac{2}{3}$ that passes through the point $(4, -1)$?

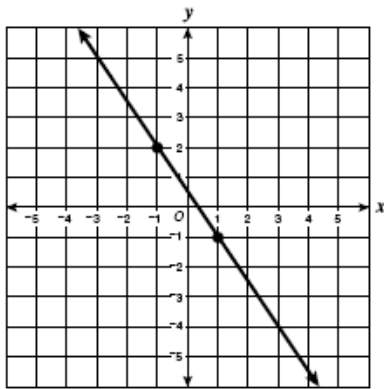
- F $y = -\frac{1}{4}x + \frac{2}{3}$
- G $y = -4x + \frac{2}{3}$
- H $y = \frac{2}{3}x - \frac{5}{3}$
- J $y = \frac{2}{3}x - \frac{11}{3}$

10.

The equation of the line that contains the points $(-8, 1)$ and $(0, -5)$ is —

- A $y = \frac{3}{4}x + 7$
- B $y = \frac{1}{2}x + 1$
- C $y = -\frac{3}{4}x - 5$
- D $y = -\frac{3}{4}x + 7$

11.



The line shown contains $(-1, 2)$ and $(1, -1)$. What is the slope of the line?

F $\frac{3}{2}$

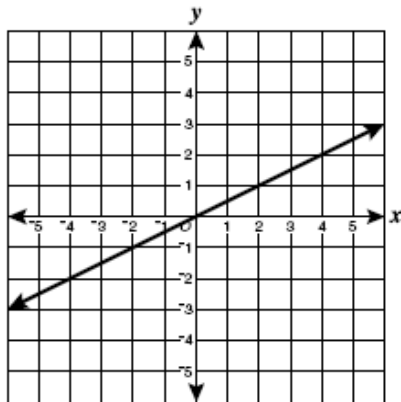
G $\frac{2}{3}$

H $-\frac{2}{3}$

J $-\frac{3}{2}$

12.

This graph represents $y = \frac{1}{2}x$.



If the line in the graph is shifted down 3 units, which is the equation for the new line?

A $y = -\frac{1}{2}x$

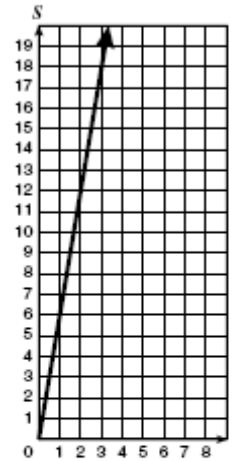
B $y = \frac{3}{2}x$

C $y = \frac{1}{2}x - 3$

D $y = \frac{1}{2}x + 3$

13.

Roy works at the local grocery store and is paid \$6.00 per hour. The graph shown describes his salary, S , based on the number of hours, t , he works.



Which is an equation of the graph shown?

F $S = 6 + t$

G $S = 6t$

H $S = \frac{6}{t}$

J $S = \frac{t}{6}$

